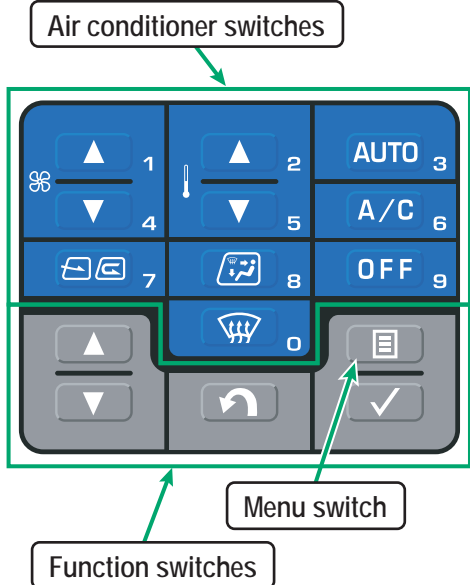
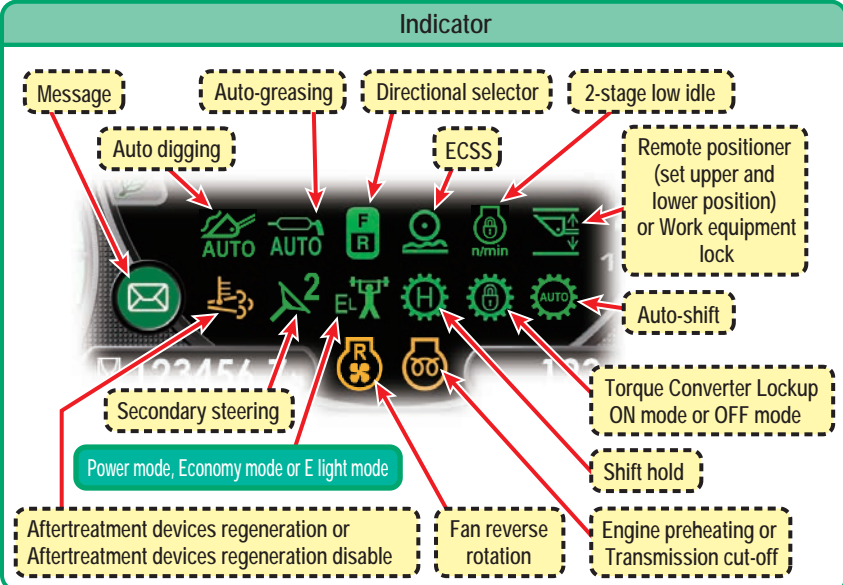
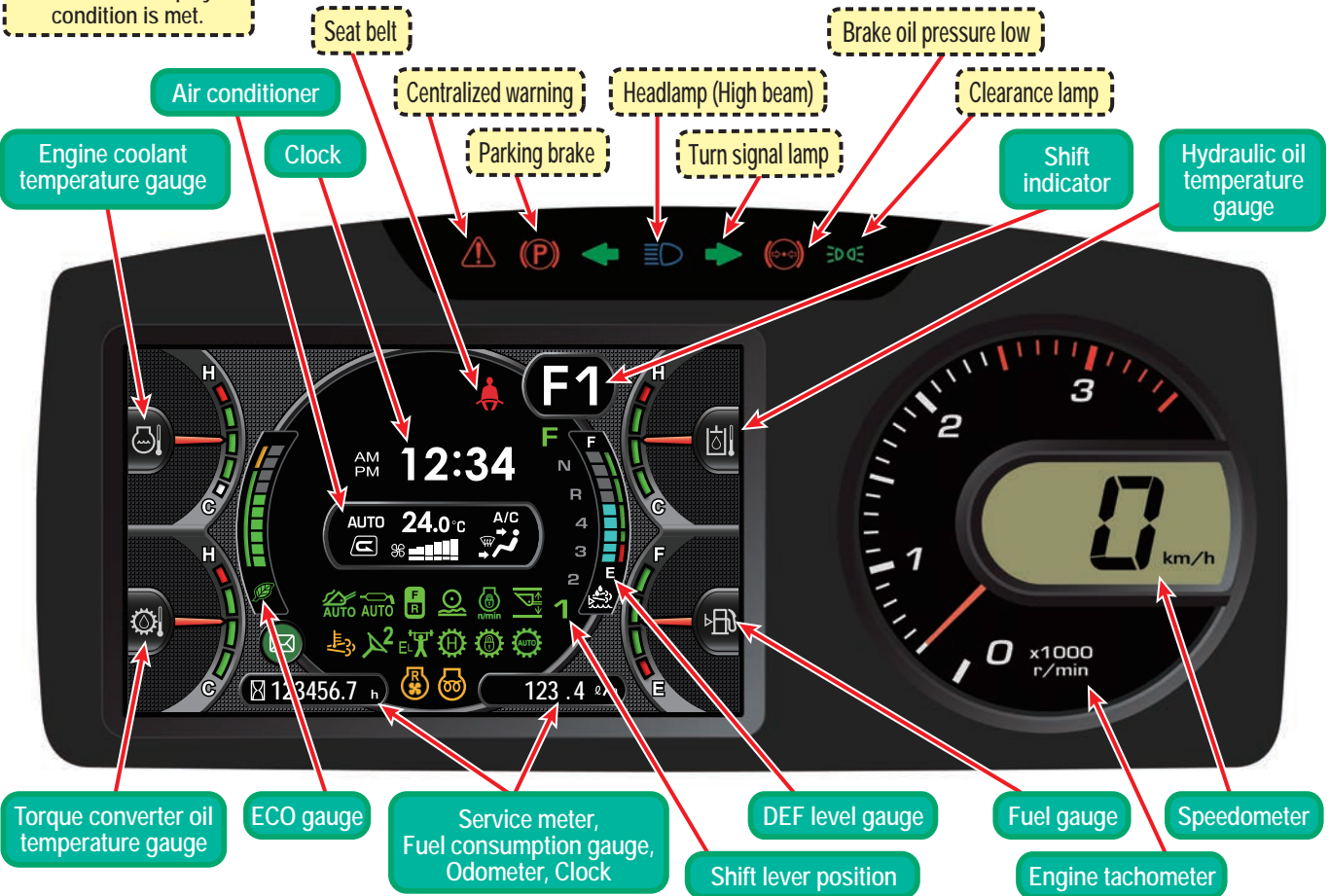


MULTI-COLOR MONITOR QUICK REFERENCE SHEET

WA380-8E0 : Serial No.17005 and up
 WA470-8E0 : Serial No.101012 and up

WARNING
 This sheet easily explains how to read each display shown on the machine monitor. Before reading this sheet, always read the Operation and Maintenance Manual thoroughly and make sure that you understand the content.

Normal display
 Displayed only when function is selected or display condition is met.



CAUTION
 If the monitor gives a warning display, check the displayed location as soon as possible and carry out the necessary maintenance. The monitor display does not guarantee the condition of the machine. Do not rely only on the monitor display for maintenance and checks of the machine; always carry out visual checks.

SYMBOL TABLE

Indicator

- There is unread message (Green)
- There is message need to reply (Black)
- Auto digging
- Multi-coupler unlock
- Directional selector
- Incorrect operation of directional selector
- Joystick steering
- Incorrect operation of joystick steering
- ECSS
- 2-stage low idle
- Remote positioner (set upper position)
- Remote positioner (set lower position)
- Remote positioner (set upper and lower position)
- Work equipment lock
- Aftertreatment devices regeneration
- Aftertreatment devices regeneration disable
- Secondary steering
- Economy mode
- E light mode
- Power mode
- Shift hold
- Torque converter lockup mode ON
- Torque converter lockup mode OFF
- Auto-shift
- Fan reverse rotation
- Fan reverse rotation is in preparation
- Engine preheating
- Transmission cut-off
- Auto-greasing

Guidance icon

- Switch to user menu
- Switch to error list
- Move to previous item
- Move to next item
- Back
- Confirmation
- Move to right tab
- Move to previous page
- Move to next page
- Start measuring split fuel consumption
- Stop measuring split fuel consumption
- Clear fuel consumption logs
- Switch fuel consumption logs
- Initialize screen monitor brightness
- Memory monitoring items
- Clear monitoring items
- Hold monitoring value
- Un-Hold monitoring value
- Clear
- Move to right item
- Move to left item
- Switch plus/minus
- Input decimal point
- Bucket flat level adjustment or initialize

Action level

Displays the severity of abnormality having occurred in the machine.
Refer to the following table and take required remedy.
Check error list by pressing switch and then call your Komatsu distributor.

Severity	Action level	Remedy
 High	L04	Stop the engine immediately and ask your Komatsu distributor to perform the inspection and maintenance.
	L03	Stop the operation, move the machine to a safe place, stop the engine, and ask your Komatsu distributor to perform the inspection and maintenance.
	L02	In case of indicating error associated with over speed, operate at low speed of engine and machine travel. In case of indicating error associated with overheating, stop the work and operate the engine at middle speed under no load. In case of indicating error associated with secondary steering, avoid long-time use of secondary steering.
	L01	Some functions may be restricted from use, but the machine can operate. When you finish the operation, always have the inspection and maintenance performed.
Low		

If or symbol appears on the screen, the maintenance for some item is necessary. Press switch to display the item on which the maintenance is necessary.

Remain
Red → Time for maintenance
Yellow → Maintenance time is close

Maintenance	Interval	Remain
Air Cleaner Cleaning or Change	—	—
Coolant Change	—	—
Fuel Prefilter Change	500 h	0 h
Engine Oil Change	500 h	10 h
Engine Oil Filter Change	1000 h	360 h

Maintenance icon

- Air cleaner cleaning or change
- Axle oil change
- Coolant change
- Hydraulic oil change
- Fuel prefilter change
- Hydraulic oil filter change
- Engine oil change
- Hydraulic oil tank breather change
- Engine oil filter change
- KCCV filter change
- Transmission oil filter change
- DEF filter change
- Fuel main filter change
- KDPF filter cleaning
- Transmission oil change
- DEF tank washing
- DEF tank breather change
- Fuel doser cleaning

Caution (Warning)

- Centralized warning lamp
- Engine coolant level low
- Brake oil pressure low
- Engine overrun
- Engine coolant overheating
- Work equipment system abnormality
- Torque converter oil overheating
- Secondary steering system abnormality
- Hydraulic oil overheating
- Steering system abnormality
- Fuel level low
- System abnormality
- Maintenance time is due
- A/C system abnormality
- Seat belt is not fastened
- Incorrect operation of joystick steering
- Engine system abnormality
- Auto-greasing system abnormality
- Grease low
- KDPF system abnormality
- Subtraction target over
- KDPF soot accumulation high
- Transmission oil filter clogging
- Incorrect operation of directional selector
- Engine oil level low
- Engine oil pressure low
- Steering oil pressure low
- Brake oil overheating
- Secondary steering system caution
- Transmission system abnormality
- Filled water separator with water
- Fan control system abnormality
- DEF level low
- Charge voltage low
- DEF system abnormality
- Air cleaner clogging
- Engine stop at DEF system overheat