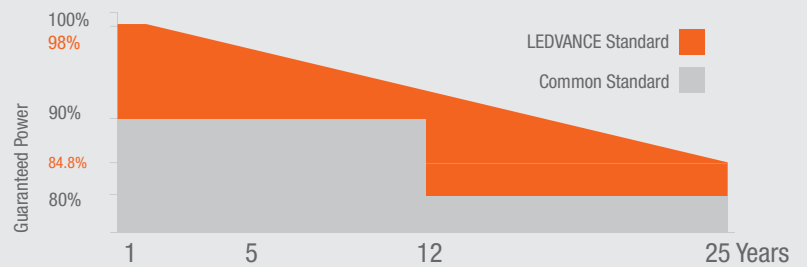


M540~560P72LM-SF-F7

144 Half-Cut Cells
Monocrystalline PERC Module
Silver Frame



12 YEARS Product guarantee

25 YEARS Linear Power guarantee

540-560Wp Power range

21,68% Maximum efficiency

0,55% Yearly degradation

10BB Excellent Cell Efficiency
Multi Bus Bar technology increases the efficiency of the modules

Resistance to power degradation
Resistance to power degradation caused by Potential-Induced Degradation PID effect, thanks to strict quality control in the module production process and other subassemblies

Better Weak Illumination Response
Excellent performance in weak light conditions, such as haze, clouds and early morning

Adapted to harsh outdoor environments
Resistant to harsh environments such as salt, ammonia, sand, high temperatures and high humidity environments

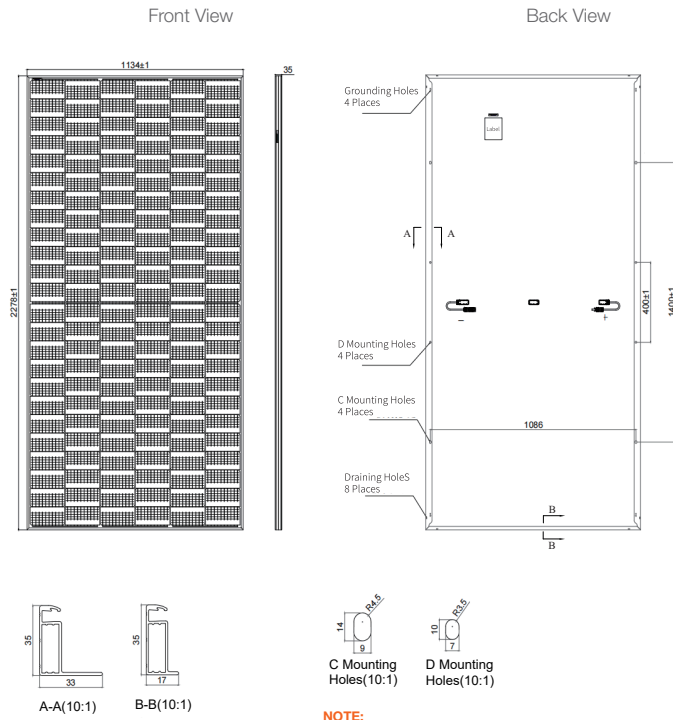
Highest production standards
Guarantees of operational reliability and quality module production go far beyond requirements specified in certificates



IEC 61215: Design suitability and type approval
IEC 61730: Safety qualification
IEC 61701: Salt mist corrosion testing
IEC 62716: Ammonia corrosion testing
IEC 60068: Environmental testing: Dust and sand

With subsidiaries in more than 50 countries and business activities in over 150 countries, LEDVANCE is committed to supplying reliable and durable PV products to customers to create together a greener planet.

Dimensions of PV module (mm)



ELECTRICAL CHARACTERISTIC | STC ¹⁾

Power Level	M540P72 LM-BF	M545P72 LM-BF	M550P72 LM-BF	M555P72 LM-BF	M560P72 LM-BF
Nominal power Watt P_{max} (Wp)	540	545	550	555	560
Maximum power voltage V_{mpp} (V)	41.65	41.81	41.97	42.15	42.33
Maximum power current I_{mpp} (A)	12.97	13.04	13.10	13.17	13.23
Open circuit voltage V_{oc} (V)	49.61	49.76	49.91	50.03	50.15
Short circuit current I_{sc} (A)	13.85	13.92	14.02	14.07	14.14
Module efficiency η (%)	20.90	21.10	21.30	21.50	21.68

Measuring tolerance: $\pm 3\%$

ELECTRICAL CHARACTERISTIC | NMOT ²⁾

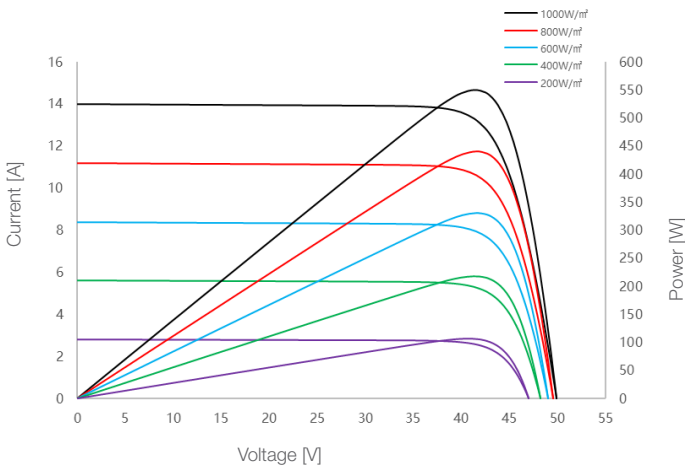
Power Level	540	545	550	555	560
Maximum power P_{max} (Wp)	408	412	416	420	424
Maximum power voltage V_{mpp} (V)	39.00	39.21	39.44	39.67	39.89
Maximum power current I_{mpp} (A)	10.47	10.51	10.55	10.59	10.63
Open circuit voltage V_{oc} (V)	46.43	46.55	46.68	46.84	46.98
Short circuit current I_{sc} (A)	11.10	11.13	11.18	11.22	11.27

Measuring tolerance: $\pm 3\%$

WORKING CONDITIONS

Maximum system voltage	1500 V DC
Operating temperature	-40°C~+85°C
Operating humidity	5~85%
Maximum series fuse	25 A
Front/Rear side load	5400 pa / 2400 pa

Current/Power-voltage curve of the module by different insolation



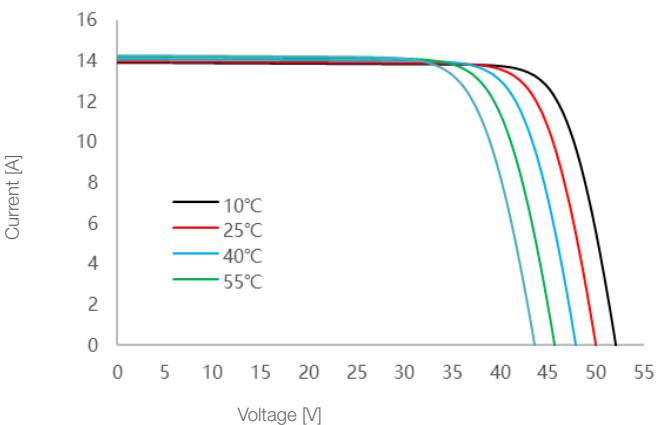
MECHANICAL DATA

Solar cells	Mono PERC
Number of cells	144 (6x24) pcs
Size of cells	182 x 91 mm
Module dimension	2278 x 1134 x 35 mm
Color	SF – Silver frame
Weight	27.5 \pm 1 kg
Glass	3.2 mm tempered glass, anti-reflective coating
Type of frame	Anodized aluminum alloy
Junction box	IP68, 3 diodes
Cables	4 mm², 1400 mm
Connectors	Staubli MC4-Evo2

TEMPERATURE RATINGS

NMOT	45 \pm 2 °C
Temperature coefficient of P_{max}	-0.335% / °C
Temperature coefficient of V_{oc}	-0.265% / °C
Temperature coefficient of I_{sc}	+0.045% / °C

Current-voltage curve of the PV module by temperature



PACKAGING CONFIGURATION

Piece / Box	31
Size of packing	2320 x 1130 x 1270 mm
Weight of packing	922.5 kg
Piece / Container (40'HC)	620

FOOTNOTES:

- 1) STC (Standard Test Conditions): 1000W/m² solar irradiance, cell temperature 25°C, AM 1.5G
- 2) NMOT (nominal cell operating temperature): insolation 800W/m², ambient temperature 20°C, AM 1.5G, wind speed 1m/s

CAUTION:

- Do not connect two or more strings of modules to one fuse.
- The electrical data in this product sheet does not refer to a single module and is not part of the offer, it is used to compare different types of modules only.
- Due to continuous technical innovation, development and product improvement, technical data contained in this product sheet is subject to change at any time without notice and may not be the basis for any damage claims.